
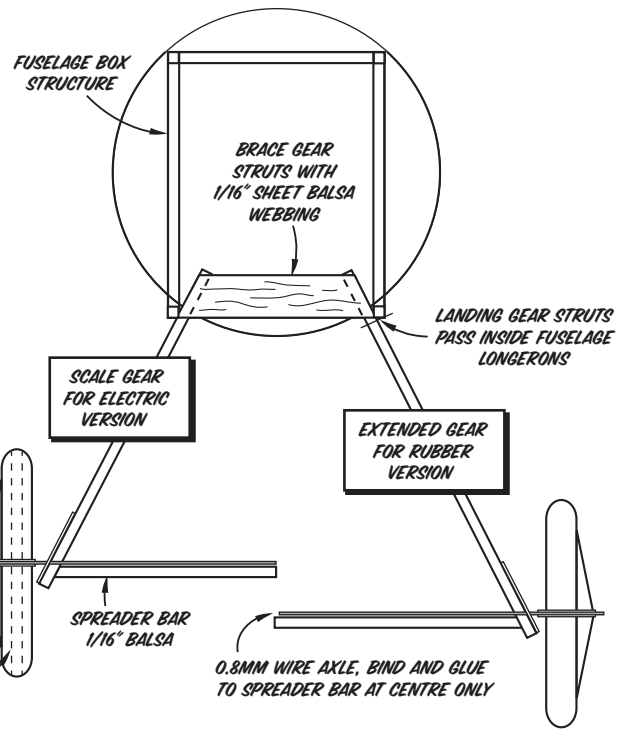
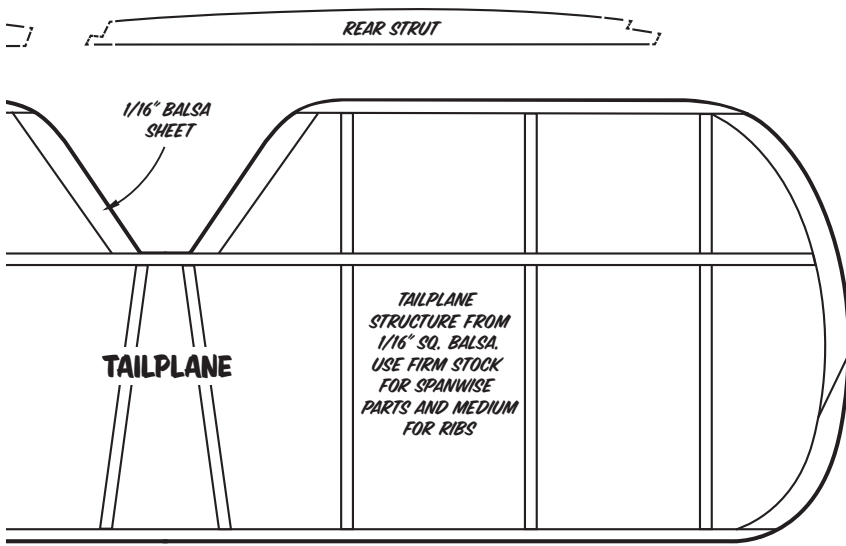


PLANE STRUTS
MEDIUM 1/16" SHEET Balsa



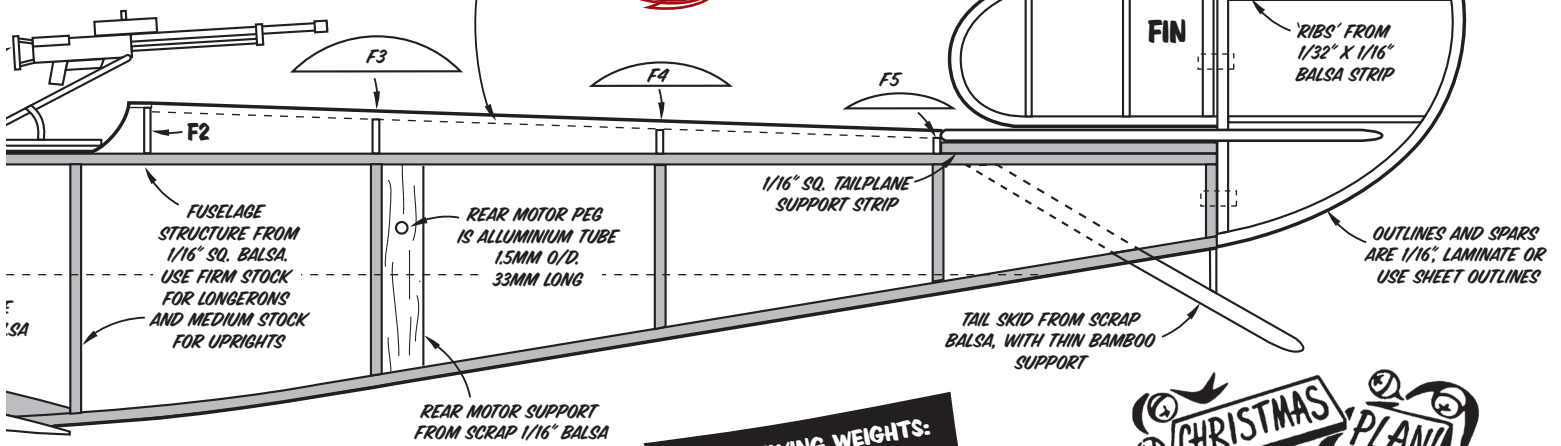
START FUSELAGE STRUCTURE BY BUILDING 2 BASIC SIDES DIRECTLY OVER THE SIDEVIEW (SHOWN SHADED GREY)

5 X 1/20" SQ. Balsa STRINGERS FORM REAR DECK (GLUE TO TOP OF F3/F4/F5)

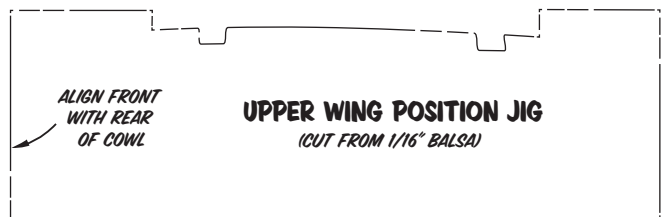
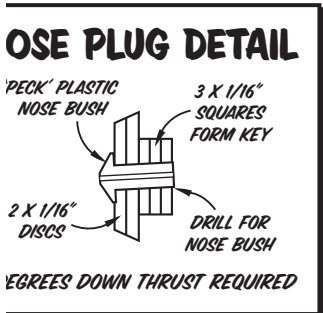
DID YOU KNOW?
MANY SINGLE SEAT VERSIONS OF THE 'STRUTTER' WERE BUILT. ONE VERSION WAS KNOWN AS THE SOPWITH COMIC!

Keep it light!

RUDDER CAN BE HINGED USING STRIPS OF METAL FROM A DRINKS CAN IF REQUIRED



TARGET FLYING WEIGHTS:
RUBBER POWER - 32 GRAMS
ELECTRIC - 29 GRAMS



CHRISTMAS PLAN!

16 3/4" SPAN SCALE MODEL

SOPWITH 1 1/2 STRUTTER

SHEET 1 OF 2

DESIGNED AND DRAWN BY *Richard Crossley*